

CYLINDRICAL ROLLER BEARINGS

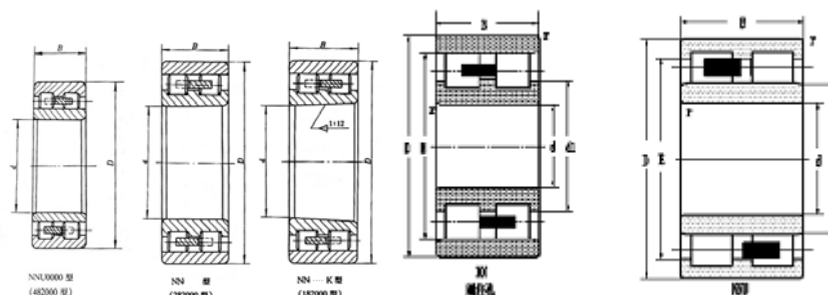
Cylindrical roller bearings belong to the separate type bearings, whose roller and raceway is linear contact and whose radial load capacity is greater applying to heavy load and shock load and high speed conditions. the mounting and dismounting of such bearing is more convenient, when the requirements of inner and outer ring interference fit, its advantages are demonstrated. this bearing can be classified into single-row, double-row, four-row cylindrical roller bearings according to the rows of rollers. In addition, there are Cylindrical roller bearings with a full complement of rollers and other arrangements, one of which is the most widely used --single row cylindrical roller bearing with cage.

The two arrangement of double-row cylindrical roller bearing are cylindrical bore and tapered bore. The advantages of such bearing are compact in structure, high rigidity, high carrying capacity and less defomation under loads and so on. the characteristics are suitable for supporting spindles of machine tools. It is classified into NN and NNU type. NN type have two ribs on the inner ring and the outer ring without ribs, NNU type have two ribs on outer ring and the inner ring without ribs, this two types bearings permit the axial displacement of shaft relative to the housing and are used as non-loacting bearing.

cylindrical roller bearings with Full complement of rollers have two types: single-row (NCF) and double-row (NNCF) full complement of roller cylindrical roller bearings because such bearings have no cage and have larger number of rollers, their carrying capacity is large, but the high speed performance is poor, generally used in low speed and heavy load application.

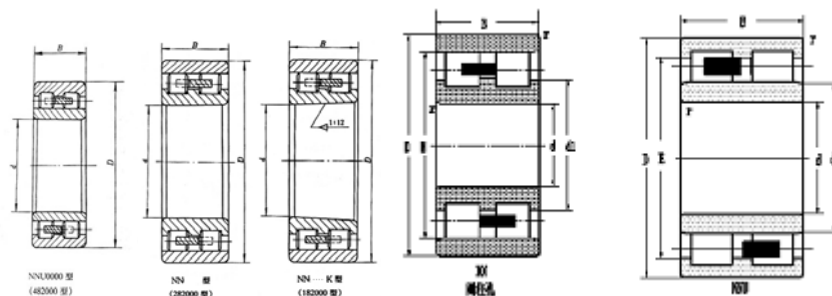
The cage of cylindrical roller bearing, when its outer diameter $D \leq 400\text{mm}$, generally use pressed steel plate (or belt) cage, when $D > 400\text{mm}$, use steel or brass machined solid cage; four-row cylindrical roller bearings use brass cage or pin column cage.

DOUBLE ROW CYLINDRICAL ROLLER BEARINGS d150-190mm



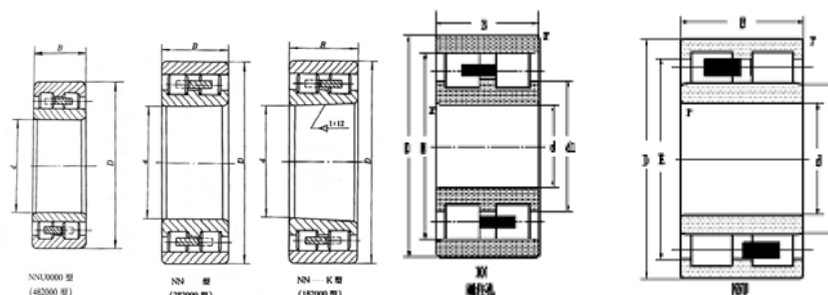
Principle dimensions d D B r _{1smin} r _{2min}	Basic load ratings		Speed ratings		Old spec.	Designations	Weight
	Dyc Cr	Stc Cor	Grease	oil			
mm	KN		r/min				kg
150 190 40 1.1 1.1	190	450	2400	3000	-	NN4830	2.8
190 40 1.1 1.1	190	450	2400	3000	-	NN4830K	2.75
210 60 2 2	300	590	2000	2600	4482930	NNU4930.	6.3
210 60 2 2	300	590	2000	2600	4382930	NNU4930K	6.2
225 56 2.1 2.1	330	570	2000	2600	3282130	NN3030	7.8
225 56 2.1 2.1	330	570	2000	2600	3182130	NN3030K	7.7
250 100 2.1 2.1	680	1170	1900	2400	-	NNU4130	18
250 100 2.1 2.1	680	1170	1900	2400	-	NNU4130K	17.5
160 220 60 2 2	315	620	2000	2600	4482932	NNU4932	6.6
220 60 2 2	315	620	2000	2600	4382932	NNU4932K	6.5
240 60 2.1 2.1	345	620	1900	2400	3282132	NN3032	8.4
240 60 2.1 2.1	345	620	1900	2400	3182132	NN3032K	8.13
270 109 2.1 2.1	850	1380	1800	2200	-	NNU4132	25
270 109 2.1 2.1	850	1380	1800	2200	-	NNU4132K	24.5
170 230 30 2 2	330	680	2000	2600	4482934	NNU4934	7
230 60 2 2	330	680	2000	2600	4382934	NNU4934K	6.9
260 67 2.1 2.1	435	810	1900	2400	3282134	NN3034	13.3
260 67 2.1 2.1	435	810	1900	2400	3182134	N3034K	12.9
280 109 2.1 2.1	880	1500	1600	2000	-	NU4134	26
280 109 2.1 2.1	880	1500	1600	2000	-	NU4134K	25.5
180 250 69 2 2	400	770	1900	2400	4482936	NU4936	11
250 69 2 2	400	770	1900	2400	4382936	NU4936K	10.5
280 74 2.1 2.1	550	1000	1800	2200	3282136	NN3036	17
280 74 2.1 2.1	550	1000	1800	2200	3182136	NN3036K	16.5
300 118 3 3	980	1650	1500	1900	-	NNU4136	33
300 118 3 3	980	1650	1500	1900	-	NNU4136K	32.5
190 260 69 2 2	400	800	1800	2200	4482938	NNU4938	11.5
260 69 2 2	400	800	1800	2200	4382938	NNU4938K	11
290 75 2.1 2.1	560	1000	1600	2000	3282138	NN3038	18

DOUBLE ROW CYLINDRICAL ROLLER BEARINGS d190-260mm



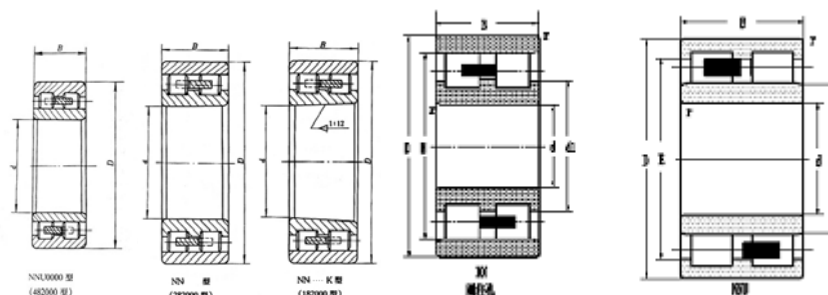
Principle dimensions	Basic load ratings		Speed ratings		Old spec.	Designations	Weight
	Dyc	Stc	Grease	oil			
d D B r _{1smin} r _{2min}	Cr	Cor					
mm	KN		r/min				kg
190 290 75 2.1 2.1	560	1000	1600	2000	3182138	NN3038K	17.5
320 128 3 3	1200	2000	1400	1800	-	NNU4138	41.5
320 128 3 3	1200	2000	1400	1800	-	NNU4138K	41
200 250 50 1.1 1.1	240	540	1900	2400	-	NNU4840	5.8
250 50 1.1 1.1	240	540	1900	2400	-	NNU4840K	5.75
280 80 2.1 2.1	480	950	1800	2300	4482940	NNU4940	15
280 80 2.1 2.1	480	950	1800	2300	4382940	NNU4940K	14.5
310 82 2.1 2.1	640	1100	1600	2000	3282140	NN3040	22.5
310 82 2.1 2.1	640	1100	1600	2000	3182140	NN3040K	22
340 140 3 3	1350	2300	1400	1700	-	NNU4140	52
340 140 3 3	1350	2300	1400	1700	-	NNU4140K	51
220 300 80 2.1 2.1	480	1050	1600	2000	4482944	NNU4944	17
300 80 2.1 2.1	480	1050	1600	2000	4382944	NNU4944K	16.5
340 90 3 3	790	1400	1400	1800	3282144	NN3044	31
340 90 3 3	790	1400	1400	1800	3182144	NN3044K	30.5
370 150 4 4	1500	2650	1200	1500	-	NNU4144	66
370 150 4 4	1500	2650	1200	1500	-	NNU4144K	65
240 300 60 1.1 1.1	350	850	1800	2200	-	NNU4848	10
300 60 1.1 1.1	350	850	1800	2200	-	NNU4848K	9.8
320 80 2.1 2.1	500	1100	1600	2000	4482948	NNU4948	18
320 80 2.1 2.1	500	1100	1600	2000	4382948	NNU4948K	17.5
360 92 3 3	810	1550	1400	1800	3282148	NN3048	32
360 92 3 3	810	1550	1400	1800	3182148	NN3048K	31.5
400 160 4 4	1800	3300	1100	1400	-	NNU4148	86
400 160 4 4	1800	3300	1100	1400	-	NNU4148K	85
260 360 100 2.1 2.1	710	1500	1400	1800	4482952	NNU4952	30
360 100 2.1 2.1	710	1500	1400	1800	4382952	NNU4952K	29
400 104 4 4	960	1800	1300	1600	3282152	NN3052	48
400 104 4 4	960	1800	1300	1600	3182152	NN3052K	47

DOUBLE ROW CYLINDRICAL ROLLER BEARINGS d260-320mm



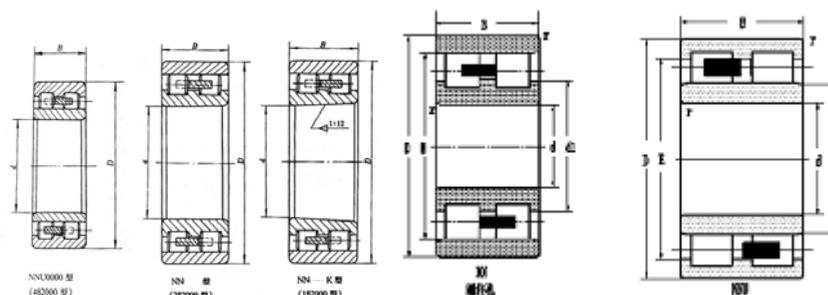
Principle dimensions	Basic load ratings		Speed ratings		Old spec.	Designations	Weight				
	d	D	B	r _{1smin}				r _{2min}	Dyc Cr	Stc Cor	Grease
mm					KN		r/min				kg
260	400	140	4	4	1500	2850	1200	1500	-	NNIJ4052	64
	400	140	4	4	1500	2850	1200	1500	-	NNU4052K	63.5
	440	180	4	4	2000	3550	1000	1300	-	NNU4152	112
	440	180	4	4	2000	3550	1000	1300	-	NNU4152K	110
280	350	69	1.1	2	450	1150	1400	1700	-	NNU4856	160
	350	69	1.1	2	450	1150	1400	1700	-	NNJ4856K	15.5
	380	100	2.1	2.1	700	1650	1300	1600	4482956	NNU4956	33
	380	100	2.1	2.1	700	1650	1300	1600	4382956	NNU4956K	32.5
	420	106	4	4	1000	1900	1600	2000	3282156	NN3056	50
	420	106	4	4	1000	1900	1600	2000	3182156	NN3056K	49.5
	420	140	4	4	1500	2850	1100	1400	-	NNU4056	67
	420	140	4	4	1500	2850	1100	1400	-	NNU4056K	66.5
	460	180	5	5	2300	4300	950	1200	-	NNU4156	122
	460	180	5	5	2300	4300	950	1200	-	NNU4156K	120
300	380	180	1.5	2.1	530	1450	1700	2200	-	NNU4860	22.5
	380	180	1.5	2.1	530	1450	1700	2200	-	NNU4860K	22
	420	118	3	3	950	2150	1600	2000	4482960	NNU4960	51
	420	118	3	3	950	2150	1600	2000	4382960	NNU4960K	50
	460	118	4	4	1150	2200	1500	1900	3282160	NN3060	70
	460	118	4	4	1150	2200	1500	1900	3182160	NN3060K	68.5
	460	160	4	4	1850	3600	1000	1300	-	NNU4060	97
	460	160	4	4	1850	3600	1000	1300	-	NNU4060K	96
	500	200	5	5	2600	4800	900	1100	-	NNU4160	157
	500	200	5	5	2600	4800	900	1100	-	NNU4160K	155
320	400	80	1.5	2.1	700	1850	1200	1500	-	NNU4864	24
	400	80	1.5	2.1	700	1850	1200	1500	-	NNU4864K	23.5
	440	118	3	3	1000	2250	1100	1400	4482964	NNU4964	54
	440	118	3	3	1020	2250	1100	1400	4382964	NNU4964K	53
	480	121	4	4	1200	2350	1000	1300	3282164	NN3064	76.5
	480	121	4	4	1200	2350	1000	1300	3182164	NN3064K	75

DOUBLE ROW CYLINDRICAL ROLLER BEARINGS d320-380mm



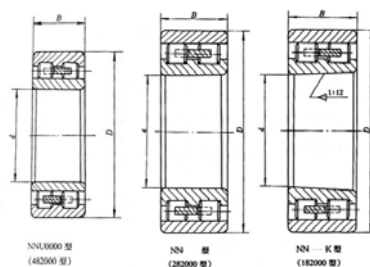
Principle dimensions	Basic load ratings		Speed ratings		Old spec.	Designations	Weight				
	d	D	B	r _{1smin}				r _{2min}	Dyc	Stc	Grease
mm					KN		r/min				Kg
320	480	160	4	4	1950	3900	950	1200	-	NNU4064	102
	480	160	4	4	1950	3900	950	1200	-	NNU4064K	100
	540	218	5	5	3100	5600	800	1000	-	NNU4164	202
	540	218	5	5	3100	5600	800	1000	-	NNU4164K	200
340	420	80	1.5	2.1	600	1650	1100	1400	-	NNU4868	25.5
	420	80	1.5	2.1	600	1650	1100	1400	-	NNU4868K	25
	460	118	3	3	1000	2400	1000	1300	4482968	NNU4968	57
	460	118	3	3	1000	2400	1000	1300	4382968	NNU4968K	56
	520	133	5	5	1550	3000	950	1200	3282168	NN3068	100
	520	133	5	5	1550	3000	950	1200	3182168	NN3068K	99
	520	180	5	5	2300	4600	900	1100	-	NU4068	142
	520	180	5	5	2300	4600	900	1100	-	NNU4068K	140
	580	243	5	5	3650	7000	750	950	-	NNU4168	262
	580	243	5	5	3650	7000	750	950	-	NNU4168K	260
360	480	118	3	3	1050	2550	1400	1700	4482960	NNU4972	59
	480	118	3	3	1051	2550	1400	1700	4382960	NNU4972K	58.5
	540	134	5	5	1600	3200	1200	1500	3282160	NN3072	106
	540	134	5	5	1600	3200	1200	1500	3182160	NN3072K	105
	540	180	5	5	2550	5150	900	1100	-	NNU4072	141
	540	180	5	5	2550	5150	900	1100	-	NNU4072K	140
	600	243	5	5	3900	7650	700	900	-	NNU4172	277
	600	243	5	5	3900	7650	700	900	-	NNU4172K	275
380	480	100	1.5	2.1	900	2300	950	1200	-	NNU4876	45
	480	100	1.5	2.1	900	2300	950	1200	-	NNU4876K	44
	520	140	4	4	1350	3250	900	1100	4482976	NNU4976	89
	520	140	4	4	1350	3250	900	1100	4382976	NNU4976K	87.5
	560	135	5	5	1550	3150	900	1100	3282176	NN3076	112
	560	135	5	5	1550	3150	900	1100	3182176	NN3076K	110
	560	180	5	5	2600	5400	800	1000	-	NNU4076	153
	560	180	5	5	2600	5400	800	1000	-	NNU4076K	150

DOUBLE ROW CYLINDRICAL ROLLER BEARINGS d380-440mm



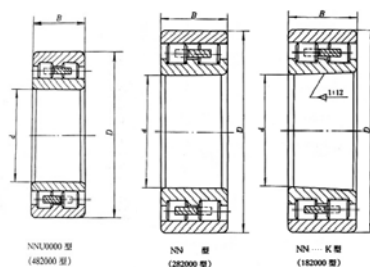
Principle dimensions					Basic load ratings		Speed ratings		Old spec.	Designations	Weight
d	D	B	r _{1smin}	r _{2min}	Dyc Cr	Stc Cor	Grease	oil			
mm					KN		r/min				kg
380	620	243	5	5	3900	7650	670	850	-	NNU4176	288
	620	243	5	5	3900	7650	670	850	-	NU4176K	285
400	500	100	1.5	2.1	900	2450	950	1200	-	NNU4880	46.5
	500	100	1.5	2.1	900	2450	950	1200	-	NNU4880K	46
	540	108	4	4	1240	2400	900	1100	-	NN3980K	71.5
	540	140	4	4	1350	3450	900	1100	4482980	NNU4980	93
	540	140	4	4	1350	3450	900	1100	4382980	NNU4980K	91.5
	600	148	5	5	1980	3660	800	1000	3282180	NN3080	145
	600	148	5	5	1980	3660	800	1000	3182180	NN3080K	143
	600	200	5	5	3150	6500	750	950	-	NNU4080	208
	600	200	5	5	3150	6500	750	950	-	NNU4080K	200
	650	250	6	6	4300	8550	630	800	-	NNU4180	328
650	250	6	6	4300	8550	630	800	-	NNU4180K	325	
420	520	100	1.5	1.5	900	2560	800	1000	-	NNU4884	48.5
	520	100	1.5	1.5	900	2560	800	1000	-	NNU4884K	48
	560	140	4	4	1400	3600	800	1000	4482984	NNU4984	97
	560	140	4	4	1400	3600	800	1000	4382984	NNU4984K	95.5
	620	150	5	5	1950	4100	800	1000	3282184	NN3084	147
	620	150	5	5	1950	4100	800	1000	3182184	NN3084K	145
	620	200	5	5	3200	6800	700	900	-	NNU4084	186
	620	200	5	5	3200	6800	700	900	-	NNU4084K	183
	700	280	6	6	5000	10300	600	750	-	NNU4184	445
	700	280	6	6	5000	10300	600	750	-	NNU4184K	440
440	540	100	1.5	1.5	910	2450	1000	1300	-	NNU4888	51
	540	100	1.5	1.5	910	2450	1000	1300	-	NNU4888K	50
	600	160	4	4	1850	4700	1000	1300	4482988	NNU4988	132
	600	160	4	4	1850	4700	1000	1300	4382988	NNU4988K	130
	650	157	6	6	2200	4600	950	1200	3282188	NN3088	173
	650	157	6	6	2200	4600	950	1200	3182188	NN3088K	170
	650	212	6	6	3600	7500	670	850	-	NNU4088	218

DOUBLE ROW CYLINDRICAL ROLLER BEARINGS d440-500mm



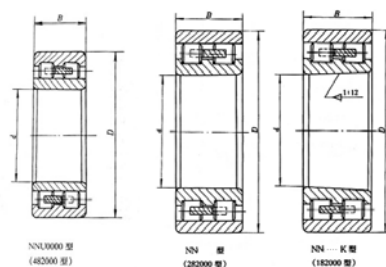
Principle dimensions	Basic load ratings		Speed ratings		Old spec.	Designations	Weight				
	Dyc	Stc	Grease oil								
	Cr	Cor	r/min								
d	D	B	r _{1smin}	r _{2min}	KN		r/min				kg
mm					KN		r/min				kg
440	650	212	6	6	3600	7500	670	850	-	NNU4088K	215
	720	280	6	6	5150	11000	560	700	-	NNU4188	455
	720	280	6	6	5150	11000	560	700	-	NNU4188K	450
460	580	118	3	3	1100	2950	950	1200	-	NNU4892	75.5
	580	118	3	3	1100	2950	950	1200	-	NNU4892K	75
	620	160	4	4	2050	5000	800	1000	4482992	NNU4992	136
	620	160	4	4	2050	5000	800	1000	4382992	NNU4992K	135
	680	163	6	6	2470	5070	800	1000	3282192	NN3092	197
	680	163	6	6	2470	5070	800	1000	3182192	NN3092K	195
	680	218	6	6	3900	8100	630	800	-	NNU4092	242
	680	218	6	6	3900	8100	630	800	-	NNU4092K	240
	760	300	7.5	7.5	5800	12000	530	670	-	NNU4192	538
	760	300	7.5	7.5	5800	12000	530	670	-	NNU4192K	535
480	650	170	5	5	2100	5500	800	1000	4482996	NNU4996	162
	650	170	5	5	2100	5500	800	1000	4382996	NNU4996K	160
	700	165	6	6	2450	5300	700	900	3282196	NN3096	203
	700	165	6	6	2450	5300	700	900	3182196	NN3096K	200
	700	218	6	6	4000	8700	600	750	-	NNU4096	277
	700	218	6	6	4000	8700	600	750	-	NNU4096K	275
	790	308	7.5	7.5	6350	13000	500	630	-	NNU4196	594
	790	308	7.5	7.5	6350	13000	500	630	-	NNU4196K	590
500	670	170	5	5	2200	5500	750	950	448219/500	NNU49/500	166
	670	170	5	5	2200	5500	750	950	43829/500	NNU49/500K	165
	720	167	6	6	2500	5300	700	900	32821/500	NN30/500	212
	720	167	6	6	2500	5300	700	900	31821/500	NN30/500K	210
	720	218	6	6	4050	9000	600	750	-	NNU40/500	288
	720	218	6	6	4050	9000	600	750	-	NNU40/500K	285
	830	325	7.5	7.5	6750	13500	480	600	-	NNU41/500	715
	830	325	7.5	7.5	6750	13500	480	600	-	NNU41/500K	710

DOUBLE ROW CYLINDRICAL ROLLER BEARINGS d530-630mm



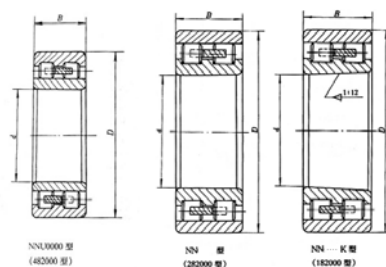
Principle dimensions	Basic load ratings		Speed ratings		Old spec.	Designations	Weight				
	d	D	B	r _{1min}				r _{2min}	Dyc Cr	Stc Cor	Grease
mm					KN		r/min				kg
530	710	180	5	5	2600	7050	800	1000	44829/530	NNU49/530	202
	710	180	5	5	2600	7050	800	1000	43829/530	NNU49/530K	200
	780	185	6	6	3000	6500	800	1000	32821/530	NN30/530	272
	780	185	6	6	3000	6500	800	1000	31821/530	NN30/530K	270
	780	250	6	6	5000	11000	530	670	-	NNU40/530	423
	780	250	6	6	5000	11000	530	670	-	NNU40/530K	420
	870	335	7.5	7.5	7050	14500	450	560	-	NNU41/530	795
	870	335	7.5	7.5	7050	14500	450	560	-	NNU41/530K	790
560	750	140	5	5	2350	4850	800	1000	-	NN39/560	188
	750	190	5	5	2900	7800	750	950	44829/560	NNU49/560	237
	750	190	5	5	2900	7800	750	950	43829/560	NNU49/560K	235
	780	180	6	6	2400	6400	750	950	-	NN6/560	266
	820	195	6	6	3350	8150	700	900	32821/560	NN30/560	318
	820	195	6	6	3350	8150	700	900	31821/560	NN30/560K	315
	820	258	6	6	5150	12000	500	630	-	NNU40/560	478
	820	258	6	6	5150	12000	500	630	-	NNU40/560K	475
	920	355	7.5	7.5	8000	16500	430	530	-	NNU41/560	935
	920	355	7.5	7.5	8000	16500	430	530	-	NNU41/560K	930
600	800	200	5	5	3450	7150	700	900	42829/600	NN49/600	278
	800	200	5	5	3450	7150	700	900	44829/600	NNU49/600	283
	800	200	5	5	3450	7150	700	900	43829/600	NNU49/600K	280
	870	200	6	6	3600	7800	670	850	32821/600	NN30/600	358
	870	200	6	6	3600	7800	670	850	31821/600	NN30/600K	355
	870	272	6	6	6150	14100	480	600	-	NNU40/600	535
	870	272	6	6	6150	14100	480	600	-	NNU40/600K	530
	980	375	7.5	7.5	9000	19000	380	480	-	NNU41/600	1110
	980	375	7.5	7.5	9000	19000	380	480	-	NNU41/600K	1100
	630	850	218	6	6	3650	8300	670	850	44829/630	NNU49/630
850		218	6	6	3650	8300	670	850	43829/630	NNU49/630K	355

DOUBLE ROW CYLINDRICAL ROLLER BEARINGS d630-750mm



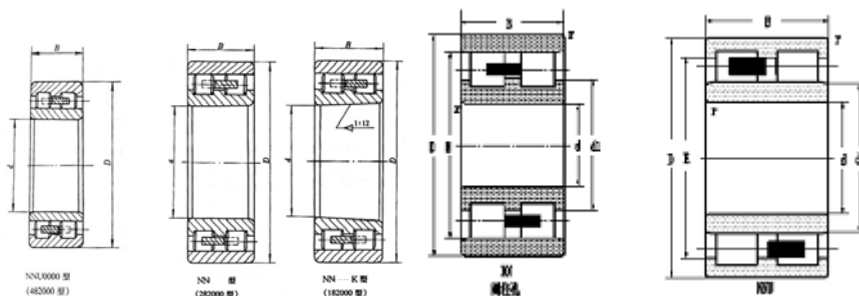
Principle dimensions	Basic load ratings		Speed ratings		Old spec.	Designations	Weight					
	d	D	B	r _{1smin}				r _{2min}	Dyc	Stc	Grease	oil
	mm					KN		r/min				Kg
630	920	212	7.5	7.5		3900	8900	630	800	32821/630	NN30/630	434
	920	212	7.5	7.5		3900	8900	630	800	31821/630	NN30/630K	430
	920	290	7.5	7.5		6900	15800	450	560	-	NNU40/630	640
	920	290	7.5	7.5		6900	15800	450	560	-	NNU40/63K	635
	1030	400	7.5	7.5		9900	21600	360	450	-	NNU41/630	1340
	1030	400	7.5	7.5		9900	21600	360	450	-	NNU4L/630K	1330
670	900	230	6	6		4500	9000	630	800	44829/670	NNU49/670	413
	900	230	6	6		4500	9000	630	800	43829/670	NNU49/670K	410
	980	280	7.5	7.5		4600	9350	600	750	32821/670	NN30/670	535
	980	280	7.5	7.5		4600	9350	600	750	31821/670	NN30/670K	530
	980	308	7.5	7.5		7600	17700	400	500	-	NNU40/670	770
	980	308	7.5	7.5		7600	17700	400	500	-	NNU40/670K4	765
	1090	412	7.5	7.5		10900	23000	340	430	-	NNU41/670	1510
	1090	412	7.5	7.5		10900	23000	340	430	-	NNU41/670K	1500
710	950	243	6	6		4900	11500	560	700	44829/710	NNU49/710	485
	950	243	6	6		4900	11500	560	700	43829/710	NNU49/710K	480
	1030	236	7.5	7.5		5150	12000	530	670	32821/710	NN30/710	595
	1030	236	7.5	7.5		5150	12000	530	670	31821/710	NN30/710K	590
	1030	315	7.5	7.5		8450	19500	380	480	-	NNU40/710	858
	1030	315	7.5	7.5		8450	19500	380	480	-	NNU40/710K	850
	1150	438	9.5	9.5		12100	26000	300	380	-	NNU41/710	1800
	1150	438	9.5	9.5		12100	26000	300	380	-	NNU4L/710K	1790
750	920	170	5	5		3100	9200	450	550	-	NN48/750	243
	920	170	5	5		3100	9200	450	550	-	NN48/750K	240
	1000	250	6	6		5000	14400	400	500	44829/750	NNU49/750	545
	1000	250	6	6		5000	14400	400	500	43829/750	NNU49/750K	540
	1090	250	7.5	7.5		6500	14500	500	630	32821/750	NN30/750	712
	1090	250	7.5	7.5		6500	14500	500	630	31821/750	NN30/750K	705
	1090	335	7.5	7.5		9200	21600	340	430	-	NNU40/750	933
	1090	335	7.5	7.5		9200	21600	340	430	-	NNU40/750K	925

DOUBLE ROW CYLINDRICAL ROLLER BEARINGS d750-950mm



Principle dimensions	Basic load ratings		Speed ratings		Old spec.	Designations	Weight				
	d	D	B	r _{1smin}				r _{2smin}	Dyc	Stc	Grease
	mm		KN		r/min		kg				
750	1220	475	9.5	9.5	14500	32000	280	360	-	NNU41/750	2245
	1220	475	9.5	9.5	14500	32000	280	360	-	NNU41/750K	2230
800	1060	258	6	6	5250	15300	-	-	44829/800	NNU49/800	620
	1060	258	6	6	5250	15300	-	-	43829/800	NNU49/800K	615
	1150	258	7.5	7.5	7100	16200	-	-	32821/800	NN30/800	798
	1150	258	7.5	7.5	7100	16200	-	-	31821/800	NN30/800K	790
	1150	345	7.5	7.5	9750	23400	-	-	-	NNU40/800	1150
	1150	345	7.5	7.5	9750	23400	-	-	-	NNU40/800K	1140
	1280	475	9.5	9.5	14900	32900	-	-	-	NNU41/800	2410
	1280	475	9.5	9.5	14900	32900	-	-	-	NNU41/800K	2390
850	1120	272	6	6	5350	16200	-	-	44829/850	NNU49/850	365
	1120	272	6	6	5350	16200	-	-	43829/850	NNU49/850K	360
	1220	272	7.5	7.5	7150	17000	-	-	32821/850	NN30/850	985
	1220	272	7.5	7.5	7150	17000	-	-	31821/850	NN30/850K	980
	1220	365	7.5	7.5	10600	26000	-	-	-	NNU40/850	1310
	1220	365	7.5	7.5	10600	26000	-	-	-	NNU40/850K	1300
900	1180	280	6	6	6000	18000	-	-	44829/900	NNU49/900	815
	1180	280	6	6	6000	18000	-	-	43829/900	NNU49/900K	805
	1280	280	7.5	7.5	7500	18000	-	-	32821/900	NN30/900	1065
	1280	280	7.5	7.5	7500	18000	-	-	31821/900	NN30/900K	1050
	1280	375	7.5	7.5	11600	28500	-	-	-	NNU40/900	1520
	1280	375	7.5	7.5	11600	28500	-	-	-	NNU40/900K	1500
950	1250	300	7.5	7.5	6700	20200	-	-	44829/950	NNU49/950	970
	1250	300	7.5	7.5	6700	20200	-	-	43829/950	NNU49/950K	960
	1360	300	7.5	7.5	8250	20200	-	-	32821/950	NN30/950	1320
	1360	300	7.5	7.5	8250	20200	-	-	31821/950	NN30/950K	1300
	1360	412	7.5	7.5	12800	32000	-	-	-	NNU40/950	1930
	1360	412	7.5	7.5	12800	32000	-	-	-	NNU40/950K	1900

DOUBLE ROW CYLINDRICAL ROLLER BEARINGS d1000-1320mm



Principle dimensions	Basic load ratings		Speed ratings		Old spec.	Designations	Weight				
	d	D	B	r _{1smin}				r _{2min}	Dyc	Stc	Grease
mm	mm	mm	mm	mm	mm	KN	KN	r/min		kg	
1000	1320	315	7.5	7.5	7750	23400	-	-	44829/1000	NNU49/1000	1260
	1320	315	7.5	7.5	750	23400	-	-	43829/1000	NNU49/1000K	1250
	1320	315	7.5	7.5	7750	23400	-	-	42829/1000	NN49/1000	1220
	1320	315	7.5	7.5	7750	23400	-	-	41829/1000	NN49/1000K	1200
	1420	308	7.5	7.5	10000	22100	-	-	32821/1000	NNU30/1000	1430
	1420	308	7.5	7.5	10000	22100	-	-	31821/1000	NN30/1000K	1400
	1420	412	7.5	7.5	13900	34200	-	-	-	NNU40/1000	20235
	1420	412	7.5	7.5	13900	34200	-	-	-	NNU40/1000K	2000
1060	1400	335	7.5	7.5	9500	27500	-	-	44829/1060	NNU49/1060	1365
	1400	335	7.5	7.5	9500	27500	-	-	43829/1060	NNU49/1060K	1350
	1500	325	9.5	9.5	9900	24800	-	-	32821/1060	NN30/1060	1670
	1500	325	9.5	9.5	9900	24800	-	-	31821/1060	NN30/1060K	1650
1120	1460	335	7.5	7.5	10000	28500	-	-	44829/1120	NNU49/1120	1475
	1460	335	7.5	7.5	10000	28500	-	-	44829/1120	NNU49/1120K	1450
1180	1540	355	7.5	7.5	10800	32400	-	-	44829/1180	NNU49/1180	1680
	1540	355	7.5	7.5	10800	32400	-	-	43829/1180	NNU49/1180K	1650
1320	1720	400	7.5	7.5	12500	38300	-	-	44829/1320	NNU49/1320	3130
	1720	400	7.5	7.5	12500	38300	-	-	43829/1320	NNU49/1320K	3100
	1720	400	7.5	7.5	12500	38300	-	-	42829/1320	NN49/1320	3085
	1720	400	7.5	7.5	12500	38300	-	-	41829/1320	NN49/1320K	3060